

ZimmaticTM

STRENGTH TO GROW ON





Table of Contents

Pivot Point	3	Pipe Options	11	FieldBASIC Control Panel.....	17
Support Structure	5	Tire Options	12	FieldBOSS Control Panel	18
Tower Structure	6	FieldPLUS Articulated Pivot	13	FieldLINK	19
Center Drive	7	MAXfield Custom Corner.....	14	Remote Management Products..	20
Gearbox.....	8	Mobile Systems.....	15	Resource Management Products..	21
Sprinkler Options	9	Lateral Systems	16	Dealer Service/Support	22



Strength to Grow On

THE ZIMMATIC® DIFFERENCE

Tough, dependable Zimmatic irrigation systems have been the choice of the world's irrigators for more than thirty years. Unlike many other long-term equipment investments, Zimmatic irrigation systems pay for themselves many times over their life span.

Why Zimmatic?

- **Maximize your yields**
By applying the right amount of water and chemicals in the right place at the right time, you can get more from your crops.
- **Reduce waste**
Through precision application, you can target water and chemicals to your crop's root zone—not past it.
- **Improve irrigation control with GrowSmart™ products**
Only Zimmatic offers powerful, easy-to-use GrowSmart irrigation management products.
- **Save time and labor**
When compared with other irrigation methods, a Zimmatic irrigation system will help you maximize the efficiency of both time and labor. Plus, flexible, intuitive GrowSmart irrigation control products make scheduling and operation a snap.
- **Minimize downtime**
Zimmatic irrigation machines are designed and engineered for life on the farm. They're constructed using only the highest quality components, so they're built to last, season after season.
- **Receive support from certified Zimmatic professionals**
Your Zimmatic dealer will work with you to customize a system that meets your specific irrigation needs. He'll also be there to install the system and help you with any after-sales service.
- **Finance and insure your system through LMC Secure**
Your Zimmatic dealer can help you choose a low-cost financing and insurance product that is designed to fit your situation.





Pivot Point

CENTER PIVOTS ARE OUR CORE BUSINESS

We've been making Zimmatic center pivots for more than thirty years for one reason: to help producers get more from their fields. A GrowSmart control panel allows a Zimmatic system to apply precisely the right amount of water at precisely the right time, improving both yield and quality—regardless of the crop grown. What's more, a long-lasting, water-saving Zimmatic pivot can significantly reduce operating and labor costs over time. Whatever you grow, you'll grow it better under a Zimmatic.

Heavy-Duty Pivot Point Structure (a)

The pivot point itself consists of 3/8-inch (.95-cm) deep-galvanized angle steel legs and heavy-duty (3/16-inch/.48-cm) cross members that form a sturdy foundation for even the longest systems.

Exclusive Collector Ring (b)

The Zimmatic collector ring is mounted externally, eliminating water flow restriction—unlike the internal designs on other irrigation systems. The unit is entirely encased in fiberglass and features dual sliding contacts that ensure uninterrupted power for each tower drive unit.

Positive Position Encoder (c)

Zimmatic's precision machine-tooled encoder gives the control panel the ability to read the pivot's exact position relative to a 360° circle. It even "remembers" the pivot's location in the event of a power interruption.





Control Panels

FieldBASIC Control Panel (d)

As its name implies, the FieldBASIC panel is a simple answer for growers who want manual pivot control. Housed in a weather-tight steel enclosure, its rugged construction ensures many years of uninterrupted operation. In addition, the FieldBASIC control panel can be remotely controlled using the GrowSmart Voice Command option.

FieldBOSS Control Panel (e)

The FieldBOSS, with the EZ Plan feature, is the fastest and easiest way to handle irrigation scheduling. Its easy-to-read, intuitive panel provides a wide array of irrigation information at a glance. Downtime is minimized with self-diagnostic programs that find problems when they occur. Plus, the FieldBOSS allows you to add accessories such as flow sensors, wind speed and rainfall sensors and more. See pages 17 and 18 for more information.





Support Structure

Pipeline (a)

Standard 11-gauge Zimmatic pipelines feature 15 percent thicker walls than those of the competition, providing additional strength and stability to each span. Available sizes include:


- 5 9/16 inch (14.1 cm)
- 6 5/8 inch (16.8 cm)
- 8 inch (20.3 cm)
- 10 inch (25.4 cm)

Truss Rods (b) & Trusses (c)

Zimmatic's exclusive "V-Jack" truss design distributes the load evenly, providing superior support and durability. Forged-head truss rods in heavy pocket-type brackets add strength and support to each span.

Crossed Stabilizer Angles (d)

"X-type" bracing links each span with the next tower, absorbing torsional stress that can be caused by uneven terrain.





15% thicker pipe than competitive systems

For longer life and increased structural integrity


11 Gauge

12 Gauge



Formed Outlets (e)

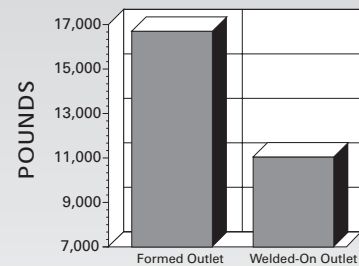
Rather than relying on welded outlets that can leak over time, Zimmatic systems feature sprinkler outlets that are formed as an integral part of the pipeline, ensuring precisely matched threads for a watertight seal. Zimmatic formed outlets come with a 20-year warranty.



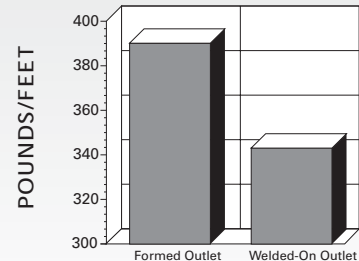
Zimmatic's formed outlet (right) uses a tapered-to-tapered thread connection instead of looser fit welded-on couplings that can contribute to rusting and leakage.

Formed outlets outperform welded-on outlets

PULL TEST



TORQUE/TWISTING FORCE TEST





Tower Structure

Uni-Knuckle Span Connector (f)

This heavy-duty universal joint provides stress-free flexibility on slopes up to 30 percent. All components are mounted externally

to eliminate flow restriction. The unit functions as a support between spans, permitting coupler and boot replacement without a crane.

Split Coupler (g)

An exclusive Zimmatic design innovation, the split coupler encloses an inner boot that ensures a solid, watertight connection. In the event an alignment problem occurs, the coupler and boot are designed to rupture, creating a pressure drop that automatically shuts down the system.

Tower Controls (h)

Housed in a weather-tight enclosure, these ultra-reliable controls turn the drive system on and off as needed. Suppressor circuits that guard against voltage irregularity, combined with rigorous testing, result in Zimmatics being known as some of the straightest running pivots in the industry.

Tower Structure (i)

Zimmatic's four-legged tower structure is mated to a heavy-duty drive tube using an exclusive double-sided welded brace. Wide-spread legs distribute the load over a greater area.





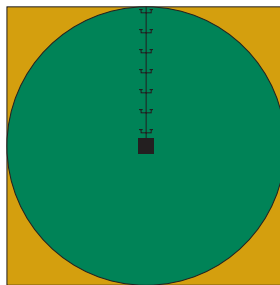
Center Drive

DURABILITY. EFFICIENCY. SPEED.

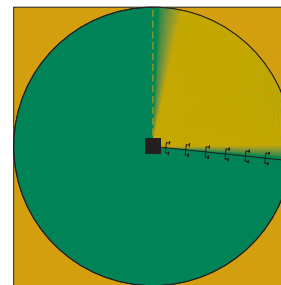
Every Zimmatic system is powered by the industry's most durable and efficient drivetrain. Center drive motor features include:

- Heavy-duty stator shell is coated to resist chemicals.
- Rotor and stator can be replaced independently, simplifying maintenance.
- A 3/4 hp motor engages a spur gear drive, producing a 9 rpm increase over the competition (43 rpm versus 34 rpm).
- Triple reduction spur gear provides the industry's highest efficiency.
- Non-helical gear design results in less heat, friction and overall wear.
- Also available: 1.0 hp (59 rpm) motor.

Zimmatic pivot with 43 rpm motor



Competitor's pivot with 34 rpm motor



A seven-tower Zimmatic pivot with a 43 rpm motor can complete a circle in under 13 hours, compared to more than 16 hours for a competitive system with a 34 rpm motor—a 27% savings.



a



b



c



PowerDrive Gearbox

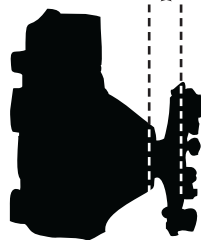
THE TOUGHEST IN THE BUSINESS

The Zimmatic PowerDrive gearbox is built stronger to last longer. Features include:


- Heavy-duty reinforced housing means greater overall strength and reduced wear.
- Extra protection from dirt and moisture is provided by cartridge input and output shaft seals (a) that turn with the shaft.
- Two large input bearings (b) increase load capacity by 55 percent.
- Hot-forged 1045 steel worm gear with thicker teeth provides extra strength and better contact with the bull gear.
- Operating life and increased torque consistency are achieved thanks to a super-strong, cast iron bull gear (c).
- Steel-reinforced end caps maintain bearing pre-load under the most extreme operating conditions.
- A special six-inch (15.2 cm) pilot ring means accurate wheel alignment.
- Shorter output shaft eliminates high overhang load, which extends bearing life.
- Comprehensive multi-barrier sealing system protects input and output shafts for longer life.
- Zimmatic's drivetrain warranty is unsurpassed in the industry. See dealer for details.



Zimmatic
2.187 in (5.6 cm)



Competitor
4.5 in (11.4 cm)






Sprinkler Options

WE'LL HELP YOU MAKE THE RIGHT CHOICE

Your Zimmatic dealer will analyze your operation to help you customize a sprinkler package that meets your irrigation needs.

- Drops (a)**
 Fabricated from galvanized steel, PVC pipe or reinforced hose, drops are designed to minimize water loss due to evaporation and wind drift. Lengths can vary from just below the unit's truss rods to approximately 18 inches (45.7 cm) above the ground.
- Offsets (b)**
 Allowing drops to be angled away from the pipeline, offsets provide increased coverage and longer soak times.
- Boombacks (c)**
 Designed to minimize wheel-track problems, boombacks place the sprinkler behind the drive unit.
- Pressure regulators (d)**
 Available in both standard and heavy-duty versions, pressure regulators help ensure uniform water distribution. Zimmatic pressure regulators are intended to operate from 6 to 50 psi (0.4 to 3.5 bar).

- End guns (e)**
 End guns can add five to ten more irrigated acres (2 to 4 ha) in a standard quarter section. Booster pumps are available in either 130 gpm (8.2 lps) or 200 gpm (12.6 lps) sizes when additional pressure is required to increase end gun reach.





Sprinkler Options

- **Rotating-spray sprinklers (f)**
Featuring changeable plates and a choice of individual stream designs, rotating-spray sprinklers are designed for greater coverage on heavier soils or rolling terrain.



Coverage/Pressure

35' to 65'-15 to 50 p.s.i.
(10.5 m to 19.8 m-1 bar to 3.5 bars)



- **Fixed-spray sprinklers (g)**
Available in a variety of options to match crop, climate and wind conditions, fixed-spray sprinklers are intended for use on lighter soils or flat terrain and can be adapted for in-furrow applications. These units are also compatible with both germination and chemigation plates.



Coverage/Pressure

25' to 35'-10 to 40 p.s.i.
(7.6 m to 10.7 m-0.7 bar to 2.8 bars)



- **LEPA sprinklers (h)**
Operating in both bubble and spray modes, LEPA (Low Energy Precision Application) sprinklers are designed to reduce surface evaporation. Chemigation pads are available for most crops.



Coverage/Pressure

2' to 20'-6 to 20 p.s.i.
(0.6 m to 6.0 m-0.4 bar to 1.4 bars)





a



b



c

Pipe Options

THICKER PIPE MEANS LONGER LIFE

Zimmatic's standard 6 5/8-inch (16.8 cm) pipe is 15 percent thicker than that of the competition. Other diameters are available to provide maximum efficiency.


Pipeline Construction

- **Galvanized steel**
Offering the lowest cost per foot, galvanized steel pipe is ideal for “mild” corrosive situations.
- **PVC-lined (a)**
Featuring Zimmatic's proprietary process for inserting an extruded PVC liner into standard hot-dipped galvanized steel pipe, this hybrid method adds the corrosion resistance of PVC to the strength of galvanized steel.

- **Stainless steel (b)**
For serious problem water, high-alloy stainless steel pipe offers the highest available level of corrosion resistance. This method is ideal for long-term service in industrial and food processing applications—in addition to offering potentially higher resale value.
- **Aluminum NEW**
Zimmatic's high-strength aluminum piping provides superior corrosion resistance even under the harshest water conditions. In addition, its ultra-smooth interior surface means less friction loss for greater efficiency. For a combination of strength, versatility and efficiency, aluminum piping is the right choice for many irrigators.

Pipe Diameters (c)

- **10-inch (25.4 cm)**
Can be used for inboard spans to reduce horsepower requirements.
- **8-inch (20.3 cm)**
Used on inboard spans of longer systems—1,800 feet (549 m) or more.
- **6 5/8-inch (16.8 cm)**
The industry standard diameter, commonly used on 1,300-foot (396 m) systems with flow rates of 1,000 gpm (63 lps) or less.
- **5 9/16-inch (14.1 cm)**
For shorter systems with lower flow rates.





Tire Options

WHERE THE RUBBER MEETS THE FIELD

Your Zimmatic dealer will work with you to match your system with its intended soil and crop type.

Sizes

All tire sizes include corrosion-resistant galvanized rims.

- **11.2 x 24**
Designed for limited hours on sandy soils.
- **11.2 x 38**
Offers good clearance and flotation, but with a narrow wheel track.
- **14.9 x 24**
Recommended for heavier and longer spans.
- **16.9 x 24**
Intended for longer spans, this option provides more flotation.

Tire Size	Tread Width	Diameter	Contact Area
11.2 x 24	10.4" (26.4 cm)	43.0" (109.2 cm)	242 in ² (1561 cm ²)
11.2 x 38	11.2" (28.4 cm)	57.0" (144.8 cm)	320 in ² (2084 cm ²)
14.9 x 24	14.5" (36.8 cm)	49.8" (126.5 cm)	346 in ² (2232 cm ²)
16.9 x 24	16.9" (42.9 cm)	53.0" (134.6 cm)	533 in ² (3439 cm ²)

New Three-Wheel Tower Structure (d)

Designed to increase traction while preventing rutting, Zimmatic's new three-wheel tower structure is ideal for operation in marshy areas or in any field with problem soil.

- Spend less time dealing with stuck machines.
- Increase tire life.
- Reduce drivetrain wear and tear.
- Irrigate acres currently left idle.





FieldPLUS Articulated Pivot **NEW**

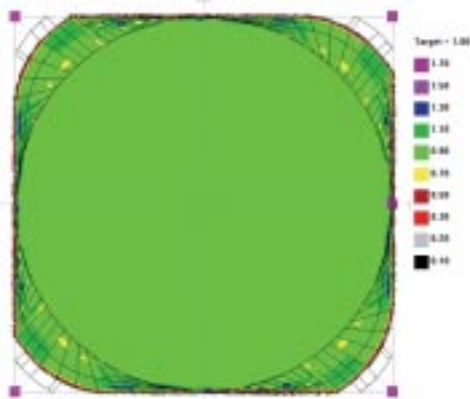
EXTEND YOUR IRRIGATION REACH

Not every field is a perfectly square quarter-section. Out buildings, natural obstacles or irregular boundaries can also prevent traditional pivots from irrigating portions of some fields. The FieldPLUS articulated pivot—a Zimmatic exclusive—allows producers to bring more acres into production in irregularly shaped fields, or in fields that contain immovable obstacles.

- **Pivoting joint (a)**
The exclusive FieldPLUS joint can be placed at any tower, allowing the creation of a system that is customized for a particular field.
- **Outer spans (d)**
Spans can continue up to 1,000 feet (304.8 m) past the joint, bringing large, previously unreachable areas of land under irrigation.
- **Nylon bearings**
Spans can pivot up to 165° in either direction on nylon bearings that ensure smooth operation and enhanced durability.
- **Watertight coupler (b)**
Standard 6 5/8-inch (16.8-cm) coupler allows unrestricted flow with a secure, watertight seal.
- **Automatic realignment**
The pivoting joint assembly automatically realigns the entire system, allowing it to function as a standard pivot.
- **Barricade (c)**
Tower stops automatically when it reaches the barricade, while the outer spans continue to operate.
- **Works with existing systems**
The FieldPLUS pivoting joint can be quickly and easily retrofitted to most existing Zimmatic irrigation systems.



MAP software



MAXfield Custom **NEW**

A NEW, MORE PRECISE CORNER SYSTEM—FEATURING SMARTCHIP TECHNOLOGY

With its unique ability to create a custom irrigation program based on your field's characteristics, the MAXfield Custom corner system delivers application rates with the same uniformity you get from your center pivot.

- **SmartChip Technology**
After completing an initial “mapping rotation,” the MAXfield Custom “remembers” every unique aspect of your field, adjusting its application rates accordingly. This results in a far more uniform application pattern than ever before.
- **MAP software (d)**
Zimmatic’s new MAP (MAXfield Application Planner) software allows your Zimmatic dealer to design an irrigation system for virtually any field. By inputting your field’s unique characteristics, your dealer creates a

computerized model of your land, allowing him to build and test a virtual irrigation system without turning a single wrench.

- **High-Flow joint (e)**
The MAXfield Custom’s exclusive High-Flow joint transmits water internally, without the need for a leak-prone hose. In addition, the new joint’s simplicity results in longer life and reduced water friction loss.
- **AccuFlow sprinkler packages**
Utilizing a rapid-cycling concept, the MAXfield Custom’s sprinkler banks turn

on and off according to the corner’s swing angle. This proprietary feature improves application uniformity by allowing a customized water program to be selected for the user’s field, based on its location and other characteristics.

- **Bring more acres under irrigation**
The MAXfield Custom’s steerable corner arm has a maximum extended reach of 280 feet (85.3 m). Depending on field shape, this extra reach allows you to bring between 23 and 51 more acres (9-21 ha) under irrigation.





Mobile Systems

IRRIGATE MORE ACRES WITHOUT BUYING MORE EQUIPMENT

Zimmatic offers three mobile irrigation solutions that allow you to spread your investment over multiple fields. All Zimmatic mobile pivots feature reinforced wheel hubs that swivel easily into towing position.

- Two-wheel agri-tow (a)**
 Ideal for frequent moves to fields up to 40 acres (16 ha), this easy-to-set-up system features a two-wheeled pivot rotating around a fixed anchor pad.
- Three-wheel mobile (b)**
 Easily towed in any direction, the three-wheel mobile unit is held securely in place with earthen or concrete pad anchors and can irrigate fields up to 160 acres (64 ha).
- Four-wheel mobile (c)**
 This system provides the necessary stability for towing over rough terrain and is intended for use in situations where pivot points are arranged in a straight line.



Zimmatic's tow/non-tow final-drive gearbox uses a bale engagement lever to disengage the gearbox for towing. When you're ready to irrigate, simply re-engage the gearbox with the lever.

System Type	Two-Wheel Agri-Tow	Three-Wheel Mobile	Four-Wheel Mobile
Field Size	Up to 40 acres (16 ha)	Up to 160 acres (65 ha)	Up to 160 acres (65 ha)
Maximum Length	660 feet (200 m) 4 towers	1,350 feet (411 m) 10 towers	1,350 feet (411 m) 10 towers
Power Supply	On-board diesel engine and generator set	On-board diesel engine and generator set or commercial power	Trailer-mounted stationary diesel engine generator set or commercial power



Lateral Systems

MULTIPLE OPTIONS. MAXIMUM COVERAGE.

If you've got a square or rectangular field, you may want to consider a lateral move irrigation system that could bring up to 98 percent of your crop into full production.

- Ditch-fed (d)**
 Able to accommodate grades of up to one percent, this method relies on water supplied from a ditch located either in the center of or adjacent to the field.
- Enclosed pipeline (e)**
 This method can offer maximum coverage for long, wide fields where a ditch supply might be impractical. Water is supplied by risers spaced at intervals along a buried pressurized pipeline.
- Hose-fed (f)**
(Two-Wheel & Four-Wheel)
 Designed for fields where the grade and/or soil makes ditch-fed systems impractical, this method supplies water to the machine from a pressurized mainline through a large-diameter hose.

System Type	Hose-Fed	Ditch-Fed	Enclosed Pipeline
Field Size	Up to 160 acres (65 ha)	160 to 320 acres (65 to 130 ha)	160 to 320 acres (65 to 130 ha)
Power Source	On-board diesel generator or electrical cable	On-board diesel generator and pump or electric cable	On-board diesel generator
Guidance System	Furrow, buried cable or aboveground cable	Aboveground cable or buried cable	Aboveground cable

Cart and Power Options

- Two- or four-wheel carts are available, depending on system requirements.
- Power can be supplied by an onboard diesel and generator set (plus onboard pump for ditch-fed systems) or by commercial power delivered through a heavy-duty, mining-type cable.

Guidance Systems

- Zimmatic lateral move irrigation systems can be guided by furrow, aboveground cable or buried-cable methods.



GrowSmart FieldBASIC Control Panel


SIMPLE, DEPENDABLE AND ECONOMICAL

Housed in a rugged, waterproof case, the FieldBASIC provides easy-to-use, reliable service under the toughest conditions.

- LED system indicators guide you through start-up and provide instant information.
- Easily start, change direction and turn water supply on or off with intuitive pump and direction controls.
- Solid-state percentage timer precisely controls speed.
- Easy-to-read voltage monitor provides real-time power status.

FieldBASIC Options

- Automatic shutdown
- Automatic reverse
- Automatic power restart
- Low-temperature shutdown
- Accessory interface
- Magnetic water meter for enhanced capabilities and increased regulatory compliance
- Voice Command allows remote operation



The FieldBASIC can be remotely controlled using the GrowSmart Voice Command option.



For more information, visit www.growsmart.com.

a



b



c



GrowSmart FieldBOSS Control Panel

SMART, INTUITIVE AND EXPANDABLE

Depending on the options you choose, GrowSmart remote management products allow you to manage your irrigation systems from just about anywhere you have access to a computer, phone or radio.

- EZ Plan feature gives fast access to commonly used scheduling options.
- Water delivery can be tailored to specific crop requirements.
- Application rates can be adjusted to match soil water-holding capacity, reducing the chance of over-application.
- Four accessory options allow more chemigation, fertigation and end gun controls.
- Scheduling option allows for easy customization of irrigation programs for multiple crops, part circles, variable soil conditions or uneven terrain.
- Self-diagnostic function uncovers problems and minimizes downtime.
- Depending on use, the FieldBOSS panel can help you conserve energy, minimize leaching and reduce chemical and labor input.

FieldBOSS Options

- **Magnetic water meter (a)** for enhanced capabilities and increased regulatory compliance.
- **Rainfall collector (b)** allows shutdown due to operator-selected rainfall threshold.
- **Wind speed/direction sensor** allows wind speed shutdowns to eliminate wasteful drift.

- **Pressure transducer** allows automatic pressure shutdowns and warnings.
- **Accessory interface (c)** enables the integration of accessories such as fertilizer injection pumps or agitators.



For more information, visit www.growsmart.com.



GrowSmart FieldLINK **NEW**

POINT. CLICK. GROW.

FieldLINK from GrowSmart is a way to fully integrate your irrigation management system—control panels, sensors, probes and management software all work together to make your operation more efficient and profitable.

FieldLINK can help you:

- Minimize leaching by precisely targeting moisture to the root zone.
- Save input costs by applying precise amounts of water and chemicals.
- Improve plant growth through accurate water, chemical and fertilizer application.
- Reduce crop loss with software-based disease models.
- Manage your fields wherever you are via your computer, mobile phone, landline or radio.
- Manage an unlimited number of systems with GrowSmart's easy-to-use Windows®-based software.



For more information, visit www.growsmart.com.



GrowSmart Resource Management Products

THE MORE YOU KNOW, THE MORE YOU'LL GROW

Chemical Injection Systems (a)

GrowSmart's line of Hydra Inject chemical injection systems offers a wide array of options.

- Simplicity—automatic incorporation and activation of chemicals.
- Durability—sealless positive displacement pump means less downtime.
- Precision—pulse-free flow means more precise adjustment of injection rates.
- Portability—trailers feature a large cone-bottom tank with mixer, allowing single units to be towed to multiple fields.
- Adaptability—system integrates with FieldBOSS control panel for automated startup and shutdown.

Soil Moisture Sensors (d)

GrowSmart soil moisture sensors allow producers to make better-informed irrigation decisions by providing them with up-to-the-minute, accurate in-field moisture information. Benefits include:

- Increased yields—better decisions mean better outcomes.
- Reduced waste—target water and fertilizer to the root zone instead of leeching past it.
- Save money—optimize water, fertilizer and energy use.
- Repeat successful strategies—using GrowSmart's graphical software (b).

Micro Climate Stations (c)

GrowSmart Micro Climate Stations (c) are small in-field battery-powered monitoring devices that use the latest technology to provide farmers with detailed, targeted weather information that isn't available on television or via the Internet. Benefits include:

- Reduced waste—more accurately target chemigation and fertigation.
- Increased yields—proactive disease control can increase production.
- Increased weather accuracy—system provides weather information directly from the field, rather than from a source miles away, providing real-time graphical readouts with GrowVision software.
- Increased disease awareness—software features disease models for a broad range of crop types and can be easily augmented with new models.
- Simple integration—system works with GrowSmart Online Control and Soil Moisture monitoring.



For more information, visit www.growsmart.com.



Dealer Service/Support

FRIENDLY. FAST. KNOWLEDGEABLE.

Your Zimmatic dealer is there for you before, during and after the sale of any irrigation system. He's committed to keeping your system up and running, regardless of make or model. Zimmatic dealers offer:

- **Genuine Zimmatic parts**
Supported by a worldwide network of Zimmatic Part Centers, your dealer will provide you with the parts you need to keep your system running smoothly, season after season.
- **Replacement components for any system**
Zimmatic components—including center drives, gearboxes and electrical controls—are the preferred after-market choice when repairing or converting irrigation systems from other manufacturers.
- **Service when you need it**
From the initial pre-sale planning and customization stage to routine maintenance and emergency field repairs, certified Zimmatic technicians are always there to keep your system up and running.
- **Certified support**
Your Zimmatic dealer is an experienced irrigation professional who has undergone rigorous training to achieve certification. After completing certification, your Zimmatic dealer receives ongoing training to keep him up to date with the latest trends in irrigation technology and service.
- **Customer training**
When you buy a Zimmatic system, you get more than just the hardware. You'll also receive hands-on training sessions and field demonstrations that will keep you up to date with the latest irrigation methods and maintenance techniques. These sessions are provided by one of several mobile Technical Training Centers.



>> LEADERSHIP IN IRRIGATION

Lindsay Manufacturing Co. is one of the world's premier producers of high-quality, leading-edge irrigation equipment under the Zimmatic, GrowSmart and Greenfield brands. In addition, Lindsay manufactures steel tubing and outsource production services for other companies. Lindsay also markets a line of stalk choppers and track closers under the LMC Equipment brand; and offers financing and insurance products through its LMC Secure financing division.



Visit www.zimmatic.com to find the dealer nearest you.



Lindsay Manufacturing Company, 214 E 2nd St., Lindsay, NE 68644
1-800-829-5300